



INSTITUTIONAL DEVELOPMENT PLAN



Shivaji College, Hingoli

Principal

**Shivaji College, Hingoli
Tq. Dist. Hingoli (MS)**



Format of Institutional Development Plan

Institutional Plan Template




1. INSTITUTIONAL BASIC INFORMATION

1.1 Institutional Identity:

- Name of the Institution : Shivaji College, Hingoli
- Is the Institution approved by regulatory body? : Yes
- Furnish approval no. : NGC 3598/NMV (01/98) MS-3
(13 August 1998)
- Type of Institution : Govt. aided
- Status of Institution : Constituent Institution
- Name of Head of Institution and Project Nodal Officers

Head and Nodal Officer	Name	Phone Number	Mobile Number	Fax Number	E-mail Address
Head of the Institution (Full time appointee)	Dr. B. G. Gaikwad	02456-222015	9665420999	02456-222015	gaikwadbg61@gmail.com
RUSA Institutional coordinator	Dr. Kishor N. Ingole	02456-222015	9881335735	02456-222015	ingolekishore76@gmail.com
RUSA Institutional coordinator	Dr. Subhash T. Sherkar	02456-222015		02456-222015	sherkarst1983@gmail.com
Nodal Officers for:					
Academic Activities	Dr. Iqbal Jaweed		9975645187		shaguftaveenmij@gmail.com
Civil Works including Environment Management	Mr. P.D. Khandare		9923063100		pdarchitects7@gmail.com


Principal
Shivaji College, Hingoli
Tq. Dist. Hingoli (MS)





Procurement	Dr. Sudhir G. Wagh		7972007179		wagh.sudhir001@gmail.com
Financial aspects	Mr. Uttam H. Jadhav		9421459232		uhj232@gmail.com
Equity Assurance Plan Implementation	Dr. Niwraji R. Hurgule		9923879784		hurgulenr222@gmail.com
Research & Innovation	Dr. Balasaheb S. Kshirsagar		9850864010		drkbs003@gmail.com
MIS	Mr. Uttam H. Jadhav		9421459232		uhj232@gmail.com

1.2 Academic Information:

S. No	Title of programs	Level (UG, PG, PhD)	Duration (Years)	Year of starting	Sanctioned annual Intake	Total student strength
1	B.A.	UG	3 Yrs	1998	460X3	356
2	B.Com.	UG	3 Yrs	2020	120X3	43
3	B.Voc	UG	3 Yrs	2020	120X3	277


• UG/PG/PhD programs offered in Academic year 2023-2024

Whether Institution is accredited?

- Grade: 2.21
- When: 28 March 2017

Accreditation Status of UG programs:

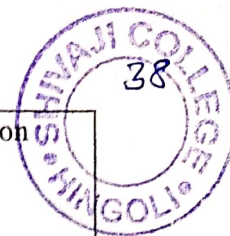
Title of UG programs being offered	Whether eligible for accreditation or not?	Whether accredited as on 31st March 2023?	Whether "Applied for" as on 31st March 2023?
B.A.	Yes	Yes	
B.Com.	Yes	No	
B.Voc	Yes	No	


Principal
Shivaji College, Hingoli
Tq. Dist. Hingoli (MS)



Accreditation Status of PG programs:

Title of PG programs being offered	Whether eligible for accreditation or not?	Whether accredited as on 31st March 2023?	Whether "Applied for" as on 31st March 2023?
NA	NA	NA	




1.3 Faculty Status (Regular/On Contract Faculty as on 31 March 2023):

Faculty Rank	No. of Sanctioned Regular	Present Status number in position by higher qualification						Total Number of regular faculty in position	Total number of contract faculty on position
		Master Degree	Bachelor Degree						
			NA	BA	B.Com		B.Voc		
1	2	3	4	5		6	7(4+5+6)	8	
1	--	--	R	C	R	C	R	C	--
Prof	--	--	03	--	--	--	--	--	03
Associate	--	--	09	--	--	--	--	--	09
Assistant	--	--	06	07	02	--	02	--	08
Total	--	--	18	07	02	--	02	--	20

Prof = Professor, Asso Prof = Associate Professor, Asst Prof = Assistant Professor, R=Regular, C=Contract

1.4 Baseline Data (all data given for the following parameters to ALL disciplines)


Sr. No	Parameters	
1	Total strength of students in all programs and all years of study in the year 2022-23	474
2	Total women students in all programs and all years of study in the year 2022-23	256
3	Total SC students in all programs and all years of study in the year 2022-23	132
4	Total ST students in all programs and all years of study in the year 2022-23	25
5	Total OBC students in all programs and all years of study in the year 2022-23	118
6	Number of fully functional P-4 and above level computers available for students in the year 2022-23	35
7	Total number of text books and reference books available in library for UG and PG students in the year 2022-23	13689
	Student-Teacher Ratio	1:24
8	% of UG students placed through campus interviews in the year 2022-23	---
9	% of PG students placed through campus interviews in the year 2022-23	---
10	% of high quality undergraduates (>75% marks) passed out in the year 2022-23	55%
11	% of high quality postgraduates (>75% marks) passed out in the year 2022-23	---
12	Number of research publications in Indian refereed journals in the year 2022-23	42
13	Number of research publications in International refereed journals in the year 2022-23	08
14	Number of patents obtained in the year 2022-23	--
15	Number of patents filed in the year 2022-23	--



Principal
Shivaji College, Hingoli
Tq. Dist. Hingoli (MS)

16	Number of sponsored research projects completed in the year 2022-23	75%
17	The transition rate of students in percentage from 1st year to 2nd year in the year 2022-23 for : (i) all students	5
18	Total annual recurring expenditure of the institution in the year 2022-23 (Rs. in lakh)	Lakh


2.13 Provide the targets against the deliverables as listed below

Indicator	Weightage	Present Rating	Present Score	Target Rating	Target Score
GOVERNANCE QUALITY INDEX - 16%					
% of Faculty Positions vacant (or filled against total vacancies)	0.5%	95%	18	100%	19
% of Non-permanent faculty	1.9%	90%	9	100%	10
% of Non-teaching staff to teaching Staff	2.5%	75%	6	100%	8
Total no of under graduation programs	---	100%	3	100%	3
Total no of post graduate programs	---	---	---	---	---
Total no of doctoral programs	---	---	---	---	---
Faculty appointment – turn around/cycle time in months	2.0%		6	---	6
Delay in payment of monthly salary payment to faculty	2%	0	0	0	0
ACADEMIC EXCELLENCE INDEX - 21.5%					
Delay in exam conduction and declaration of results	3.5	0%	No	0%	0%
Plagiarism Check	1.0%	100%	Yes	100%	100%
Accreditation	3.0%	100%	Yes	100%	100%
Teacher Student ratio	3.5%	---	1:26	---	---
% of Visiting professors	---	---	---	---	---
% of graduates employed by convocation	---	---	---	---	---
% Number of students receiving awards at National and International level	---	---	---	---	---
% of expenditure on Library, cyber library and laboratories per year	1.0%	---	25000/-	---	---
Ratio of expenditure on teaching staff salaries to non-teaching staff salaries	1.0%	---	2.2/1	---	---
% of faculty covered under pedagogical training	1.0%	---	12	---	---
% of faculty involved in further Education	0.5%	---	1	---	---
Dropout rate	10%				
No of foreign collaborations	---	---	---	---	---
Subscription to INFLIBNET	---	---	---	---	---
EQUITY INITIATIVE INDEX - 12.5%					


Principal
 Shivaji College, Hingoli
 Tq. Dist. Hingoli (MS)



SC Student%	13%	100%	113	---	---
ST Student%	11%	26.31%	25	---	---
Gender Parity	3.0%	---	---	55%	---
Urban to Rural Student population	7.0%	---	70%	---	---
Existence of CASH	0.5%	100%	Yes	100%	100%
Existence of Social Protection Cell	0.5%	100%	Yes	100%	100%
Language assistance programs for weak students	0.5%	100%	Yes	100%	100%
REASERCH AND INNOVATION INDEX - 24%					
Per-faculty publications	3.0%	---	2	---	---
Cumulative Impact Factor of Publication	3.0%	---	5	---	---
Hi Index of scholars	2.0%	---	2	---	---
% of staff involved as principal researcher	9.0%	---	16	---	---
% of research projects fully or more than 50% funded by external agencies, industries etc	1.0%	---	1	---	---
Total no of patents granted	---	---	---	---	---
% of faculty receiving national/international awards	5.0%	---	8	---	---
% of research income	---	---	---	---	---
Doctoral degrees awarded per academic staff	95%	---	18	---	---
% doctoral degrees in total number of degrees awarded	95%	---	18	---	---
% expenditure on research and related facilities	1.0%	---	12000/-	---	---
Digitization of masters' and Doctoral thesis	0.7%	100%	Yes	100%	100%
UPE/CPE	---	---	---	---	---
% of Income generated from non-grant sources	2.0%	---	160000/-	---	---
STUDENT FACILITIES - 15%					
No of new professional development programs	33%	---	1	---	---
Existence of Placement Cells and Placement Policy	1.0%	100%	Yes	100%	100%
% of expenditure on infrastructure maintenance and addition	3.0%	---	---	---	---
Availability of hostel per out-station female student	---	---	---	---	---
Availability of hostel per out-station male student	---	---	---	---	---
% of students on scholarship	6.0%	---	61%	---	---
Average scholarship amount per student	1.0%	---	2500/-	---	---
Student Experience Surveys	1.0%	100%	Yes	100%	100%
Graduate Destination Surveys	1.0%	100%	Yes	100%	100%
Infrastructure and Others - 11%					


Principal

Shivaji College, Hingoli
Tq. Dist. Hingoli (MS)

%Income generated from training courses	---	---	---	---	---
% Income generated from consulting	1.0%	0	0	25%	25%
Infrastructural sufficiency	3.0%	70%	70%	100%	100%
Computer coverage	3.0%	60%	60%	100%	100%
Internet connectivity of Campus	3.0%	80%	80%	100%	100%



Project Targets for Institutions
1.14 Output and Outcome Targets


Outcome	Output	Indicator	Unit	2018-19	2019-20	2020-21	2021-22	2022-23
Higher GER	Enrolments	Number	crores					
	Vocationalisation	Greater pool of trained manpower	Number in lakhs	---	---	---	---	---
Better Employability	Relevant courses	Greater proportion of choice based credit subjects	%	---	---	50%	50%	50%
		Enrolment in job oriented courses	Lakh	0	0	0	0	0
	Inter disciplinary and cross disciplinary learnings	New courses/ programmes giving students a range of options to choose subjects	%	50%	50%	100%	100%	100%
	Better monitoring of student career progression	Results of student experience surveys and graduate destination surveys	% of graduating students at institutional level	100%	100%	100%	100%	100%
Quality gains	Faculty (ratio)	Improved Student Teacher Ratio	Ratio	1:20	1:20	1:19	1:21	1:21
	Per student space classroom	Sq ft per student	Sq ft per student	17.25-sqft	17.50 sqft	19.00 sqft	18.22 sqft	16.30 sqft
	Per student space laboratory	Sq ft per student	Sq ft per student					

Principal

Shivaji College, Hingoli
Tq. Dist. Hingoli (MS)

1.15 Give an action plan for ensuring that the project activities would be sustained after the end of the Project.

Evaluation of Institutional Development Proposals (IDP)



Sr. No	Evaluation Parameters	Marks
I	Institutional Preparedness and Implementation Feasibility	
A	Clarity of institutional basic information including baseline data	5
B	Overall proposal implementation feasibility	
	1 Clarity in the identification of general development objectives, related specific objectives, their expected results, and its coherence with SWOT analysis	5
	2 Have the key activities been identified clearly and adequately for each specific-objective	5
	3 Adequacy of the Institutional Project Implementation arrangements	5
C	Quality of SWOT analysis	
	1 Appropriateness for the procedure adopted for the conduct of SWOT analysis and adequacy of participation of stakeholders	5
	2 Clarity in the identification of strengths, weaknesses, opportunities and threats	5
D	Coherence of proposal with State's/regional development plan	5
E	Reasonability of proposed budget	5
	Sub-Total (I)	40
II	Clarity and Quality of the Action Plans for :	
F	Scaling-up research and innovation	
	1 quality of action plan for quantitatively increasing and qualitatively	5
	2 quality of action plan to transfer technology and for commercialization of R & D (the innovation agenda)	5
G	Scaling-up PhD enrolment through existing and new programmes	10
H	Scaling-up enrolment into UG/Masters programmes in existing and new	10
I	Research collaborative activities with Institution at National and International level	
	1 identification of options to improve and increase research collaborations at National and International levels	5


Principal

Shivaji College, Hingoli
Tq. Dist. Hingoli (MS)

	2	clarity in identification of expected quality enhancement in Masters and doctoral programmes and faculty research	5
J		Potential impact and depth of proposed Industry collaboration	5
K		Faculty development including pedagogical training to:	
	1	Develop faculty/technical staff in subject domain	5
	2	Improve pedagogical skills of faculty for better student learning	5
L		Identification of weak students and for improvement in their learning outcomes through finishing school	5
		Sub-total (II)	60
		TOTAL (I+II)	100




Dr. Kishor N. Ingole
 Director, IQAC
 Shivaji College, Hingoli


PRINCIPAL
 Shivaji College
 Hingoli, Dist. Hingoli.